

Web site

**MOST IMMEDIATE**

**No. 5-1/2014-Desk (MDM)  
Government of India  
Ministry of Human Resource Development  
Department of School Education & Literacy  
(Mid Day Meal Division)**

\*\*\*\*\*


Shastri Bhavan, New Delhi.  
Dated 5<sup>th</sup> February, 2014

**Subject: Allocation of foodgrains to States/UTs under National Programme of Mid-Day Meal in Schools (MDMS) for the 1<sup>st</sup> and 2<sup>nd</sup> Quarters (April to September, 2014) of financial year 2014-15.**

On the basis of concurrence received from the Department of Food & Public Distribution vide their O.M. No. 4-2/2014-BP-II dated 03.02.2014, the foodgrains to States / UTs under National Programme of Mid-Day Meal in Schools (MDMS) for 1<sup>st</sup> Quarter (April to June, 2014) and 2<sup>nd</sup> Quarter (July to September, 2014) for financial year 2014-15 is being allocated as per the Annexure-I and II respectively.

2. States/UTs are required to further allocate the foodgrains to the districts as per the requirement under the provision of MDM Guidelines under intimation to this Department as well as to Food Corporation of India (FCI) for supply of foodgrains accordingly.
3. District Administration on receiving the allocation from the State/UT will send a schedule (periodicity and date/week) of lifting of foodgrains to the local FCI depot depending upon its requirement, transportation convenience and storage capacity. The validity period for lifting of food grains will be as per extant guidelines.
4. District Administration can lift allocated foodgrains on monthly, bimonthly or quarterly basis as indicated in its schedule, in accordance with the guidelines issued by Ministry of Consumer Affairs, Food & Public Distribution, Department of Food & Public Distribution, Govt. of India vide their letter No. 1-2/2008-BP.II dated 18.9.2008, from the FCI godowns starting from the 1<sup>st</sup> day of the month preceding the allocation quarter and up to 25<sup>th</sup> of the last month of the allocation quarter. Districts officers are, therefore, required to be directed to lift the foodgrains accordingly.
5. Payment of the cost of foodgrains will be made by District authorities within 20 days of the receipt of bills from FCI as per the guidelines issued by this Department vide letter No. 1-15/2009- Desk(MDM) dated 10.2.2010. The guidelines for decentralization of payment of cost of foodgrains to FCI at district level under MDM Scheme can also be downloaded from the website of this Department [www.mdm.nic.in](http://www.mdm.nic.in). These instructions may be followed strictly by all States/UTs.

Contd.../-

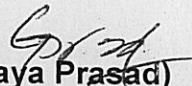
  
(**सहायक निदेशक (MDM)**)  
निदेशक/Director

स. रा. वि. मंत्रालय/Min. of H. R. D.  
स. वि. वि. मंत्रालय और साक्षरता विभाग  
D/o School Education & Literacy  
New Delhi

6. Procedure laid down in para 3.6 to 3.9 of the above mentioned guidelines dated 10.02.2010 on decentralization of payment of cost of foodgrains shall be followed meticulously to ensure that the best quality foodgrains, which in any case will not be inferior to Fair Average Quality (FAQ), is lifted from the FCI godown. The process followed at the time of receipt of foodgrains from FCI depots should be repeated at each level till the foodgrains reach the end user to ensure that only good quality foodgrains is delivered for consumption by children. Records/samples regarding quality ensurance should be maintained at all levels.

7. As per para 5.2 of the above mentioned guidelines dated 10.02.2010, a monthly report on payment to FCI and quantity of foodgrains lifted and released to schools/cooking agency may be furnished in the prescribed format (**Annexure-III**) latest by 15<sup>th</sup> of the each following month strictly on regular basis. The Monthly Progress Report (MPR) may also be emailed at amarjs57@gmail.com and gaya.prasad@nic.in on monthly basis, without fail.

8. The States / UTs will furnish utilization certificate of the foodgrain supplied under the Scheme during the year 2013-14 latest by 30.06.2014 in the format enclosed at **Annexure-IV** to enable GOI to release allocation of foodgrains for the 3<sup>rd</sup> and 4<sup>th</sup> Quarter before 1<sup>st</sup> week of August, 2014. In the utilisation certificate, only the quantity actually consumed at the school/cooking agency level will be indicated as utilized. Whatever remains in school/cooking agency/Block/District level stores/godowns will be shown as unspent balance.

  
(Gaya Prasad)  
Director (MDM)  
Tel. No. 011-23384253  
(गया प्रसाद, डायरेक्टर, MDM)

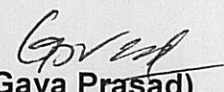
डी. ए. डी. / Director  
का. सं. वि. मन्त्रालय / Min. of H. R. D.  
स्कूल शिक्षा और साक्षरता विभाग  
D/o School Education & Literacy  
नई दिल्ली / New Delhi

To,

The Principal Secretaries / Secretaries to the Nodal Department of State Govt. / UT Administration dealing with Mid Day Meal

**Copy to:**

- 1 The Executive Director (Sales), Food Corporation of India, 16-20, Barakhamba Lane, New Delhi – 110 001 with the photocopy of the above mentioned OM of the Department of Food & Public Distribution for issuing instruction to all concerned regional offices of FCI to make available not less than FAQ quality of foodgrain at the FCI godowns, facilitate lifting of the same and submit bills to district authorities within 10 days after lifting for payment by them.
- 2 The Deputy Secretary, Department of Food & Public Distribution (BP-II Section), Krishi Bhavan, New Delhi.
- 3 The Directors, Mid-Day Meal Scheme of all the States/UTs for necessary action.
- 4 Dir.(SSP)/DS(BDS)/US(RK)/US(VKN)US(KCM)/SO(Desk)/SO(KLA)/SO(HC)/SO(NR)SO(RKJ)

  
(Gaya Prasad)  
Director (MDM)  
(गया प्रसाद, डायरेक्टर, MDM)  
डी. ए. डी. / Director  
का. सं. वि. मन्त्रालय / Min. of H. R. D.  
स्कूल शिक्षा और साक्षरता विभाग  
D/o School Education & Literacy  
नई दिल्ली / New Delhi






**Mid -Day Meal Scheme**  
**Allocation of foodgrains for the 2nd quarter of 2014-15**  
**(For the period 01.07.2014 to 30.09.2014)**

Sl. No.	State/UT	PRIMARY STAGE				UPPER PRIMARY STAGE				PV - U.P.V. (2nd Quarter)			(IN MT)	
		No. of children approved by PAB for 2013-14	No. of Working Days approved by PAB for 2nd QTR of the year 2013-14	Wheat	Rice	Foodgrains (Wheat+Rice)	No. of children approved by PAB for 2013-14	No. of Working Days approved by PAB for 2nd QTR of the year 2013-14	Wheat	Rice	Foodgrains (Wheat+Rice)			
1	Andhra Pradesh	3600000	71	0.00	25560.00	71561	1800000	71	0.00	19170.00	12 (10+11)	13 (5+10)	14 (6+11)	15 (13+14)
2	Assam	196967	66	0.00	1299.98	1299.98	69447	66	0.00	687.53	687.53	0.00	1987.51	1987.51
3	Bihar	9400000	64	0.00	69160.00	60160.00	1490844	37	0.00	8274.18	8274.18	0.00	19359.63	19359.63
4	Chhattisgarh	2178320	75	0.00	16337.40	16337.40	3500000	64	0.00	33600.00	33600.00	0.00	93760.00	93760.00
5	Goa	89000	68	302.60	302.60	605.20	60000	75	0.00	13230.16	13230.16	0.00	29567.56	29567.56
6	Gujarat	2975696	72	10712.51	10712.51	21425.01	1378744	68	306.00	306.00	612.00	608.60	608.60	1217.20
7	Haryana	1372547	73	3005.88	7013.72	10019.59	708995	72	7445.22	7445.22	14890.44	18157.72	18157.72	36315.45
8	Himachal Pradesh	370000	64	0.00	2368.00	2368.00	250000	73	2329.05	5434.45	7763.50	5334.93	12448.16	17783.09
9	Jammu & Kashmir	720000	53	0.00	3816.00	3816.00	374000	64	0.00	2400.00	2400.00	0.00	4768.00	4768.00
10	Jharkhand	2600000	72	0.00	18720.00	18720.00	900000	53	0.00	2973.30	2973.30	0.00	6789.30	6789.30
11	Karnataka	3200000	75	3360.00	24000.00	24000.00	1900000	70	0.00	9450.00	9450.00	0.00	28170.00	28170.00
12	Kerala	1565000	58	0.00	9077.00	9077.00	1070000	75	2992.50	18382.50	21375.00	6352.50	39022.50	45375.00
13	Madhya Pradesh	5250202	76	24339.94	15561.60	39901.54	2630241	65	10432.50	10432.50	29984.75	0.00	19509.50	19509.50
14	Maharashtra	6900000	65	0.00	44850.00	44850.00	4000000	76	18290.70	11694.05	29984.75	42630.63	27255.65	698862.8
15	Manipur	180000	68	0.00	1224.00	1224.00	40000	65	0.00	39000.00	39000.00	0.00	83850.00	83850.00
16	Meghalaya	393501	54	0.00	2124.91	2124.91	136633	68	0.00	408.00	408.00	0.00	1632.00	1632.00
17	Mizoram	119400	57	0.00	680.58	680.58	46000	61	0.00	1250.19	1250.19	0.00	3375.10	3375.10
18	Nagaland	209252	68	0.00	1422.91	1422.91	50033	57	0.00	393.30	393.30	0.00	1073.88	1073.88
19	Orissa	3600000	71	0.00	25560.00	25560.00	1800000	68	0.00	510.34	510.34	0.00	1933.25	1933.25
20	Punjab	1157537	68	3935.63	7975.03	7871.25	708762	71	13419.00	5751.00	19170.00	3207.40	7550.31	15100.62
21	Rajasthan	3744144	71	18608.40	395.50	395.50	34300	71	0.00	365.30	365.30	0.00	760.80	760.80
22	Tamilnadu	2700000	56	0.00	15120.00	15120.00	2100000	57	0.00	17955.00	17955.00	0.00	33075.00	33075.00
23	Tripura	265548	67	0.00	1779.17	1779.17	129068	67	0.00	1297.13	1297.13	0.00	3076.31	3076.31
24	Uttarakhand	502000	72	0.00	3614.40	3614.40	338000	72	0.00	3650.40	3650.40	0.00	7264.80	7264.80
25	Uttar Pradesh	8900000	71	21484.60	41705.40	63190.00	3400000	71	12311.40	23898.60	36210.00	33796.00	65604.00	99400.00
26	West Bengal	7807896	70	0.00	54655.27	54655.27	4089942	70	0.00	42944.39	42944.39	0.00	97599.66	97599.66
27	A&N Islands	18500	65	0.00	120.25	120.25	13500	65	0.00	131.63	131.63	0.00	251.88	251.88
28	Chandigarh	35700	72	102.82	154.22	257.04	21000	67	84.42	126.63	211.05	187.24	280.85	468.09
29	D&N Haveli	23577	72	0.00	169.75	169.75	15844	72	0.00	171.12	171.12	0.00	340.87	340.87
30	Daman & Diu	9230	72	0.00	66.46	66.46	6105	72	0.00	65.93	65.93	0.00	132.39	132.39
31	Delhi	724232	73	2643.45	2643.45	5286.89	446925	73	2446.91	2446.91	4893.83	5090.36	10180.72	10180.72
32	Lakshadweep	5275	45	0.00	23.74	23.74	3871	45	0.00	26.13	26.13	0.00	49.87	49.87
33	Puducherry	36000	61	0.00	219.60	219.60	35000	63	0.00	330.75	330.75	0.00	550.35	550.35
	<b>TOTAL</b>	<b>74073294</b>		<b>88495.80</b>	<b>411094.51</b>	<b>499590.31</b>	<b>36523268</b>		<b>63239.88</b>	<b>306987.31</b>	<b>370227.20</b>	<b>151735.69</b>	<b>718081.83</b>	<b>869817.51</b>

Contd...../-

Page 5 of 8

  
 Director  
 School Education & Literacy  
 Govt. of H. R. D.



Annexure-III

**Monthly Report for supply of foodgrains and payment made to FCI under Mid-Day Meal Scheme**

Name of the STATE/UT-----

Financial Year: -----

Annual/Six monthly Allocation (in MTs)	Foodgrains lifted (till last month)	Foodgrains lifted during the month (in MTs)	Foodgrains released to Schools/Cooking agencies (in MTs) (till this month)	Pending bills of FCI for the previous year (in Rs.)	Bill submitted by FCI (till this month)		Payment made to FCI (till this month)	
					Quantity (in MT)	Amount (in Rs.)	Quantity (in MT)	Amount (in Rs.)
1	2	3	4	5	6	7	8	9
1	Rice							
2	Wheat							
	Total							


Date: \_\_\_\_\_

Place: \_\_\_\_\_

(Signature)

Secretary of the Nodal Department  
Government/UT Administration of ----

Page 7 of 8

  
 Director  
 D/o School Education & Literacy  
 New Delhi

[Mid-Day Meal Scheme]

Name of the STATE/UT-----

Financial Year: 2013-14-----

UTILISATION OF FOODGRAINS (PRY & U PRY) during 2013-14

(In MTs)

Sl. No.	Foodgrains	PRIMARY					UPPER PRIMARY					
		Allocation for the year 2013-14	Opening Balance as on 31.3.2013	Lifted from FCI during 2013-14	Aggregate quantity Consumed at School level	Balance* Stock as on 31.3.2014	Allocation for the year 2013-14	Opening Balance as on 31.3.2013	Lifted from FCI during 2013-14	Aggregate quantity Consumed at School level	Balance* Stock as on 31.3.2014	
1	Rice	2	3	4	5	6	7	8	9	10	11	12
2	Wheat											
	Total											

\*: includes unspent balance at State, District, Block and schools/cooking agencies level at the end of the year.

Date: \_\_\_\_\_  
Place: \_\_\_\_\_

(Signature)  
Secretary of the Nodal Department  
Government/UT Administration of ----